



2018

			2019	5
21				
2018			2019	0723
"	"			
				2018
	2018	86.31	32.11%	1.82
		192.98%		
1.			2018	3
1.7		240%		
		10		
			1	2018
		2		10
		10		14 —
—				



3

14 ---

4

30

-21.3

5

6

1 2018

1

2018	1.82	2017
0.62	192.98%	11,969.02
2018		3,000.00
18,171.23	16.51%	25% 2018
	8,969.02	75%
2018		

2

2018	-23,425.99	2017
-56,784.80		33,358.81
2018		9,500.00
28.48%	2018	



2									10		
	10								14	---	
1											
	10										
a											
		b									
			c		VI						
										10	
20											
2									14	---	
									14	---	
3											
	2018	12	31						2018	12	31
				2.2							
				3,000		13.64%					9,700
	200		2017								
30.93%			6,700						5,300		
	1,400									1.23	



3

14

1

2

14 ---

VI

14 —

—

VI

4

30

-21.3



	2,000.00	10%	2018	
5	30.00			1
			2 — —	
			2018	
	-213	10%		-21.30

1

2

EPC

3

5

2018	12	31		3
		5,800.00	1,930.00	



VI

31 — —

6

1

2010

GBS

95%

"

EPC

"

"

"

"

"

1



2

3



30% 2018
10%
2 GBS
EPC
3
200
1 2018
2018
2 14 —



5

6

2. 86.31
 13.67% 2.15
 84.47 12.64% 0.44
 0.74 33.70% 2.72

2018

	2018			2018			
	844,707.84	737,951.29	12.64%	639,454.53	555,817.88	13.08%	-0.44%
	7,394.53	4,902.84	33.70%	6,986.07	4,441.69	36.42%	-2.72%
	10,956.57	2,231.98	79.63%	6,836.99	209.35	96.94%	-17.31%
	863,058.94	745,086.10	13.67%	653,277.59	560,468.93	14.21%	-0.54%

2018 86.31 74.51
 13.67% 2017 65.33 56.05
 14.21% 0.54%



	0.51%			
		2.15		2018
2017				
0.54%		2018		
			2018	6 15
	2018		[2018
15]		"	"	
				30

			2018	9 7
2018		"	"	
		30	---	
2018			293,212,871.52	
	2017		236,644,538.44	
2017		175,288,644.90		2017
		61,355,893.54		
3.				86.31
	32.11%			
1.13	19.49%	3.2		6.79%
1.61	8.82%			



1

86.31

32.11%

	5.70%	3.06%	6.48%	7.23%	5.62%	6.88%
	1.24%	0.33%	2.20%	1.06%	1.21%	1.31%
	3.65%	1.90%	2.71%	3.27%	2.88%	3.71%
	0.81%	0.83%	1.57%	2.90%	1.53%	1.87%

2018

2

1.13

19.49%

3.2

6.79%

3.71%

2.88%



1.61

8.82%

1.87%

1.53%

3

4.

2018

21.28

17.67

16.87

30.49

2017

13.63

16.7

16.09

18.91

2018

1.19%

5.29%

1.66%

1.14%

2018

2017

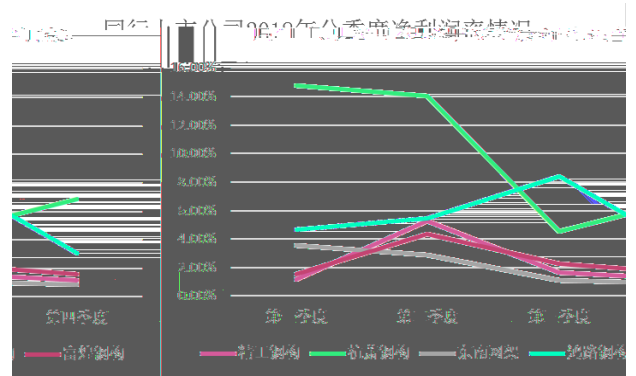
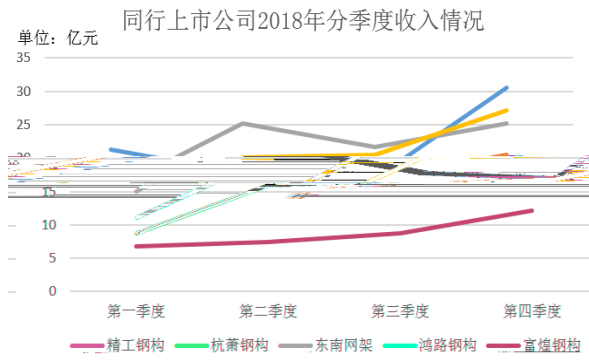
2018

1

2018

2018

2 2018



2018

3,000

1,168

2.99%

2018

2018

5.

2018

18.57

49.96%

11.34

110.47%

61.06%

2018

1 2018

2

2018

12

31

2018

3

4

1 2018

2018 12 31

1,857,032,359.50



		2018/12/31	2017/12/31	
		588,345.21	401,761.14	1,192,784.77
		9,191,223.56	18,322,612.85	58,874,653.15
		683,662,144.96	681,039,011.87	678,437,463.19
		30,041,747.70	-	54,013,816.37
		722,895,116.22	699,361,624.72	791,325,932.71
		734,938,735.05	434,113,614.76	498,031,781.79
		398,610,163.02	104,478,800.00	203,232,060.90
		1,133,548,898.07	538,592,414.76	701,263,842.69
		1,857,032,359.50	1,238,355,800.62	1,493,782,560.17

2 2018 12 31

2018

1 2018 12 31 136

683,662,144.96 428,651,910.72

734,938,735.05 9,191,223.56

2 136 20

2018

3,651,542,100.00

		2018	
1		799,900,000.00	
2		120,000,000.00	
3		296,839,100.00	
4		90,800,000.00	
5		119,950,000.00	
6		59,874,000.00	
7		35,000,000.00	
8		95,949,000.00	



9		18,000,000.00	
10		192,600,000.00	
11		110,000,000.00	
12		190,200,000.00	
13		50,000,000.00	
14		630,000,000.00	
15		83,080,000.00	
16		152,550,000.00	
17		87,000,000.00	
18		33,300,000.00	
19		189,600,000.00	
20		296,900,000.00	
		3,651,542,100.00	

	2018	12	31		20
	943,956,858.81				294,141,464.94
	128,651,071.64				20,849.15
	521,143,473.08	2018		20	
					2,333,000,000.00

3

	2018/12/31	2017/12/31		
	517,441,077.83	292,294,226.09	225,146,851.74	77.03%
	102,392,826.25	15,117,609.26	87,275,216.99	577.31%
	101,205,304.30	109,492,839.43	-8,287,535.13	-7.57%
	9,183,593.26	10,106,205.23	-922,611.97	-9.13%



	103,047.59	102,734.75	312.84	0.30%
	4,612,885.82	-	4,612,885.82	100.00%
	398,610,163.02	104,478,800.00	294,131,363.02	281.52%
	1,133,548,898.07	531,592,414.76	601,956,483.31	

2018 12 31

29,413.13

22,514.68

86.27%

2018

122.7

2

4

U

1 2018 12 31

136



2018

2018

2

3

U

6.

2018

22.81

18.57

1.61

88.46%



1

1 2018 12 31

	2018 12 31	2017 12 31		
	588,345.21	401,761.14	186,584.07	46.44%
	722,895,116.22	699,361,624.72	23,533,491.50	3.36%
	1,133,548,898.07	538,592,414.76	594,956,483.31	110.47%
	1,857,032,359.50	1,238,355,800.62	618,676,558.88	49.96%

18.57

11.34

61.07%

2,353

3.36%

2

10%-30%

70%-85%

95%-98%

2018

122.7

24

50.24

2

(1)

2018



	7,905,740,747.02	4,513,234,049.03	57%	1,149,397,493.12	69%
	10,420,602,443.31	5,997,181,942.45	58%	1,385,500,000.00	77%
	10,326,604,736.57	6,280,325,064.12	61%	1,811,700,000.00	63%
	7,081,029,267.26				



7. 2018
3.77 1503.22% 0.37
57.48% 1 2
10
1
1

-	377,289,283.58	426,069,560.31	406,582,387.72
-	37,176,504.49	43,320,529.46	61,144,992.18

2018

2 " -
" "
- "

1



2

3

4

"

"

32.11%

19.78%

26.16%

2017

166.01

185.54

19.53

11.76%

	2018	2017	
	185.54	166.01	1



1



9		5,418,465.43		1.44%	
10		5,130,187.00		1.36%	
		102,727,451.54		27.23%	

-

" "

1

2

3

8.

1.95

1

CBD

6.5

2017

11 30 2025 11 30

2017 F01384

15.2

2

2018

2018

2025 11 30



9.

2018

1407.73

1

1

2007

7

2012

" "

16A-01A

" "

30%

2

CBD

30

2

3

146

,



5A 21-25
7,623.53 1,373.18 5 /
130 2500
2018 1407.73

2

5A 43% 20
57% 5
/ 4.5 -5.5 /

		/	
1		4-6	1 2017 20
2		3-5	1.1 2015 15

58

10. 2018 10.01
170.02%

10

1

2018



			215.59%	170.02%	76.34%	57.81%
-40.10%						
1	2018			122.7		2017
20%						
2		2018	12	2019	1	
32.74			6.04			
	3.2		23.5			
		2018				
2		10				



2

1

5

1 2018
50.82%

5

6,708.83

5

	21,789,000.00	,
	21,465,006.50	
	10,000,000.00	
	8,500,000.00	
	5,334,256.19	



1.003

12.

2018

4.05

34.82%

5

1

2018

	2018	2017		
	138,604,413.01	145,736,574.68	-7,132,161.67	-7.31%
	74,144,713.68	50,279,039.20	23,865,674.48	24.46%
	222,639,991.32	157,620,182.96	65,019,808.36	66.64%
	37,112,274.67	21,301,009.23	15,811,265.44	16.21%
	472,501,392.68			



4

5

		17,209,080.91	3.46%	
		15,770,293.14	3.34%	
		14,891,319.01	3.15%	
		13,500,000.00	2.86%	
		12,700,000.00	2.69%	
		74,070,693.06		



UFN3

5,919.12

2012 11

2014

2014 3

2015

2015

2015

2 ConsorcioUFNIII

ConsorcioUFNIII

1

1

2 2015 5 NILTON

3 2015 6 GALVAO

GALVAO

4 2015 6

650

5 2015 11



2

GALVAO

2015

100%

34, 525. 15

21, 581. 71

4, 125. 91

8, 817. 54

3

GALVAO

14.

4. 16%

2018

4. 28

31. 24%

1. 94

2017

67. 36%

1

2 2019

1



2019



2018 97

2018 12

2018 12 31

2 2019

2019 1 1

" " " "

2019

" "

2019

" " " "

1



2

2019

"

"

"

"

15.

"

"

2019 4

99.93%

1

2

3

1

1

16,320

1

9,920

2

6,400

2

[2019

27]

45.9%

2

1

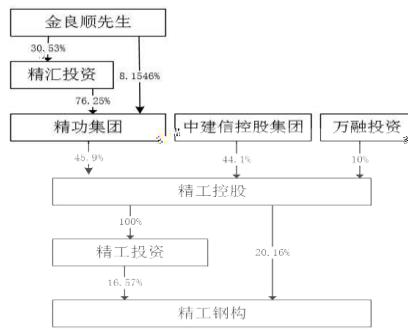


601579, sh	164, 000, 000	14. 4			
002006, sz	141, 809, 800	8. 2			
	23				
2					
1					
2	---				
1. 9					
3					
		10. 3		21. 67	
20		47%			1. 86
	20	3. 26			
					36. 73%
3					



" "

1



1

2

2

1

2

2018

86

1.8

3

" "

3

1

2

2

2018

4,200

36



4

5

2019 4

