


2012

2012

1.75

2012

6

2012

2012

2013

“

”

1

2012 ,

2012

50.35

90.35

61.31

2.10

2

2007

2008

2009

2011

2012

2011-2012

3

4
2002

	2011		2011	586,566,000
	10	0.7		41,059,620.00
		4		
12,507				
5				

2012

6

AAA

1

2012

2012

10%

2012



2

“ ”

2012

91.03%

MBA



+



4

1 2012

1+1

2

3

2012 12




1+1



5

2012

2012



1

3000

2012

300

2

2012

2012

2012

7

2012

30

3

2011

8

1



2

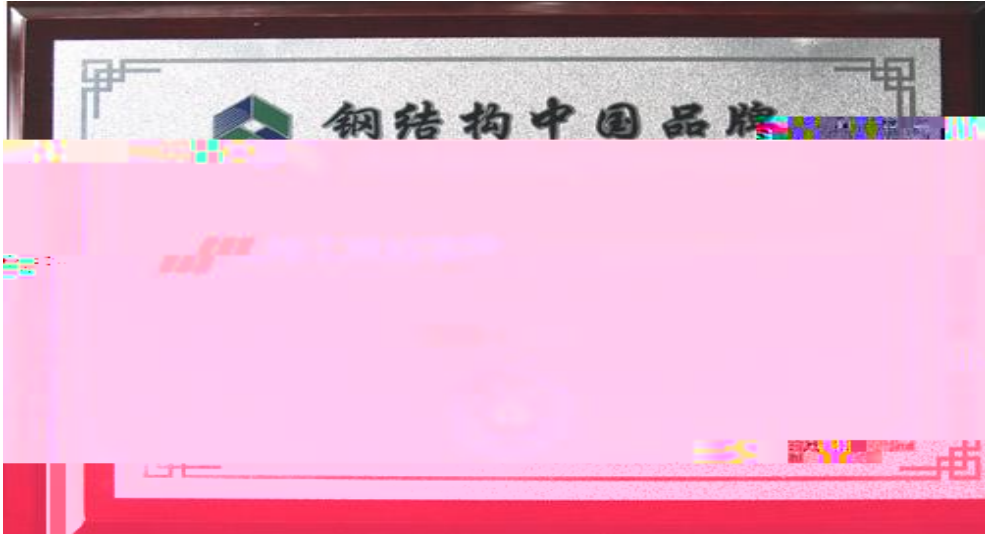
2012

42

2

3

10



3

2012

QC

13

QC

2011

2012

1

OA

26

2

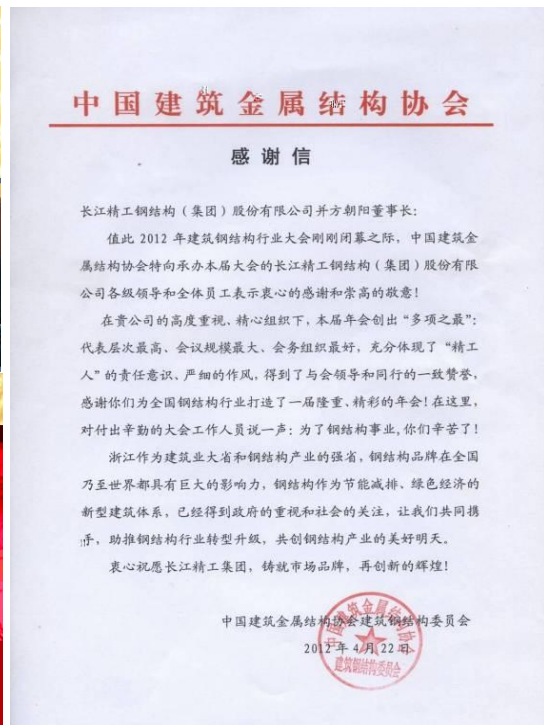
2012

60%

40%

2012

2012



1

6,000

2012

181

2

2012


12

1


1000

2012

1



2012



3
2012

2.4

